MEGA-LIGHT

schilling Marking Systems GmbH

Laser marking a class better.

The Schilling diode lasers V40, V80, the fiber lasers F10, F20, M20, F50 and the ultraviolet laser UV3 can be combined with the compact Mega-Light safety cabinets of laser class 1.

The scope of delivery of the cost-effective Mega-Light sets includes an automatic z-axis, a boss and a PC with software. Due to ist compact design the Mega-Light laser can easily be operated on a workbench or a table.

The modular Mega-Light system enables the fast and comfortable extension of the Mega-Light safety cabinets. That way the Schilling marking lasers can be easily adjusted to new requirements. Available are for instance focus sensors, extraction systems, rotary axes and scanners.

Schilling Marking Systems GmbH
In Grubenäcker 1 DE - 78532 Tuttlingen
+49 (0)7461 9472-0
+49 (0)7461 9472-20
www.schilling-marking.de
info@schilling-marking.de

MEGA-LIGHT

schilling Marking Systems GmbH

HIGHLIGHTS

* Compact dimensions, can be operated on a table
* Easy installation and operation
* Manual door with comfortable U-design
* Automatic z-axis
* Perforated plate
* Comfortable upgrade and retrofitting with various accessories e. g. rotary axes.



APPLICATIONS

Advertising Industry
* Easy and fast markings on advertising products
* Individual markings of logos, graphs, text...

Electronic Industry
* Markings with very sharp contrast
* Codings and other markings on electronic components

Food Industry
* Black laser markings for perfect quality and contrast
* Sterile and corrosion-free markings, perfect also for products that are in contact with food or bevereages

Packaging Industry
* Marking and reading of codes for traceability
* Direct Part Marking (DPM) for expiration dates and other production details

Schilling Marking Systems GmbH
In Grubenäcker 1 DE - 78532 Tuttlingen
+49 (0)7461 9472-0
+49 (0)7461 9472-20
www.schilling-marking.de
info@schilling-marking.de

MEGA-LIGHT

schilling Marking Systems GmbH

LASER MODEL	Mega-Light V40	Mega-Light V80	Mega-Light UV3	Mega-Light F10	Mega-Light F20	Mega-Light F50	Mega-Light M20
Article Number	**111.0042.SET**	**113.0082.SET**	**120.0004.SET**	**122.1F10_254.SET**	**123.1F20_254.SET**	**125.1F50_254.SET**	**123.1M20_254.SET**
Lasersource	Nd:YVO4 (Vanadat)		UV-Laser	Fiber laser			Short pulse fiber laser
Wavelength	1064 nm		355 nm	1060-1080 nm			1050-1080 nm
Nominal power	10W	20W	3W	10W	20W	50W	20W
Repetition rate change	10-100kHz	20-100kHz	20-80kHz	20-200kHz			20-500kHz
Pulse width	100 ns						Adjustable 4 - 250 ns
Warranty	24 months on a new laser system						
Aiming & focus beam	Semiconductor laser (red) to display the size and position of marking job, second red pointer for focusing						
Marking capabilities	Static, On the Rotary, On the fly (in motion), Extended Layer on X-Y-Axes						
Fiber length	3 m						
Interfaces	Ethernet, RS-232, USB			6xUSB, 3x Ethernet, 1x RS-232, Digital I/O			
Power supply	24-28VDC			100-240VAC			
Power consumption	450W			250W			
Cooling system	Integrated air cooling						
	Objective different focal lengths (mm)						
Objective F-Theta	160L			254S			
Working distance	175±4			290±2			
Marking area	120x120			140x140			
Max. marking area	180x180						
	Overall dimensions (mm)						
Rack 19" with embedded PC	430x370x111			427x435x111			
Marking head	110x122x158			89x311x96			
Laser safety cabinet	638x787x893						
Max. part size	465x262x335						
	Approx. Weight (kg)						
Rack 19"	12			16			
Marking head	3,8			2			
Laser safety cabinet	84						
	Protection class						
Rack 19"	IP20			IP 21			
Marking head	IP 54			IP64			
Laser safety cabinet	Laser safety class 1						
	Umgebungsbedingungen						
Operating temperature	Min. 15°C (59°F) / Max. 35°C (95°F)		Min. 5°C (41°F) / Max. 42°C (108°F)				
Humidity	< 70 %			< 90 %		< 80 %	< 90 %
Operating altitude	< 2000 m						
Vibrations	Not permitted						
Max. acceleration	0,5 G						
Noise	< 70 dB						
Storage temperature	Min. -5°C (23°F) / Max. 55°C (131°F)			Min. -10°C (14°F) / Max. +60°C (140°F)			
Conformance to EU Machinery directives	2006/42/EG Machinery Directive 2014/30/EU Electromagnetic Tension 2014/35/EU Low Voltage Directive						
Conformance to EU Standards	EN 60825-1:2015-07 Safety of Lasers EN ISO 13849-1:2011-03 Safety of Machinery EN ISO 12100:2011-03 Safety of Machinery EN 61000-6-4:2011-09 Electromagnetic Compatibility						
NOTE:	**Specifications are subject to change without notice**						

Schilling Marking Systems GmbH
In Grubenäcker 1 DE - 78532 Tuttlingen
+49 (0)7461 9472-0
+49 (0)7461 9472-20
www.schilling-marking.de
info@schilling-marking.de

ACCESSORIES

schilling Marking Systems GmbH

Focus Finder

* Automatic focusing
* Mounting directly on laser head



Rotary axes

* Laser markings on 360°
* Easy and fast retrofiting



Hand scanners

* Fast reading of codes
* Wireless hand scanners available
* Integrated illumination

Camera

* Live position displaying
* Perfect for positioning on high parts

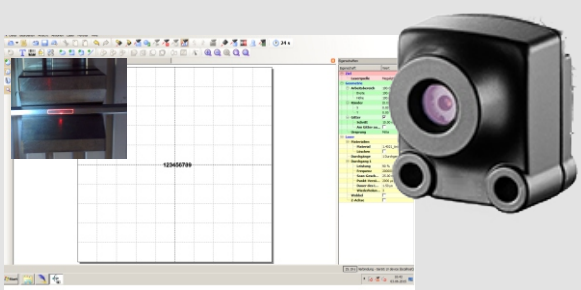

Fixtures

* Increase in process reliability
* Optionally available with RFID technology



Code inspection system VISION

* Mark, Read and recording of marked codes
* With grading function

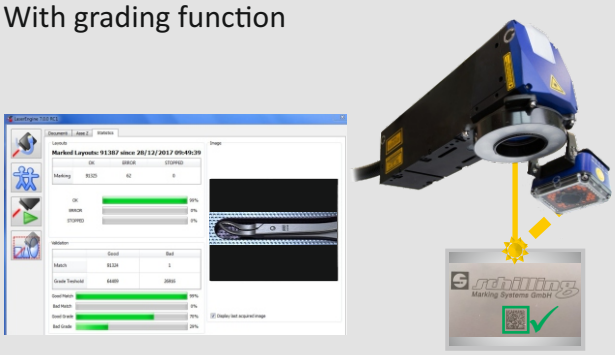

Schilling Marking Systems GmbH
In Grubenäcker 1 DE - 78532 Tuttlingen
+49 (0)7461 9472-0
+49 (0)7461 9472-20
www.schilling-marking.de
info@schilling-marking.de