

# FC-250EX

## DIAMOND / CBN WHEEL TRUING & DRESSING MACHINE WITH EXVISION

### Machine specification:

|                                               |                                           |
|-----------------------------------------------|-------------------------------------------|
| Diamond/ CBN wheel spindle                    | HSK50 taper (Others Available)            |
| Max. diameter of Diamond / CBN wheel          | ø 250 mm                                  |
| Min. diameter of Diamond / CBN wheel          | ø 30 mm                                   |
| Max. Diamond / CBN wheel width                | 70 mm                                     |
| Diamond / CBN wheel speed                     | 100-1000 rpm (Infinitely variable)        |
| Diamond / CBN wheel motor power               | 2 HP (1.5Kw)                              |
| Diamond / CBN wheel cross travel              | 160 mm                                    |
| Diamond / CBN wheel longitudinal travel       | 120 mm                                    |
| Diamond / CBN wheel radius                    | 0 to 60 mm                                |
| Truing / Dressing wheel dimensions            | ø175 x 12 x ø31.75 mm                     |
| Truing / Dressing wheel speed                 | 200- 2000 rpm (Infinitely variable)       |
| Truing / Dressing wheel oscillation frequency | 0-50 strokes/minute (Infinitely variable) |
| Truing / Dressing wheel oscillation stroke    | 0 to 63.5 mm                              |
| Truing / Dressing wheel motor power           | 0.75 Kw                                   |

### Standard Features:

High resolution B/W camera with zoom lens and preset magnifications (15x, 30x, & 60x).

Automatic power zooming control system.

Video overlay (CAD generated drawing overlaid on live video image).

Onboard PC with Windows operating system and 17" display monitor.

ExVision software program.

Optical linear scales with digital display counter (.0001" increment) X, Y axis.

Instruction and parts manual.

### Optional Equipment:

Dust collection system.

Auto-infeed (per infeed from 0.001 mm~0.1 mm)

Auto-swivelling (0~80°/ sec)

Higher magnification zoom lens (30X, 60X, 120X)



**FARMAN MACHINERY IND. CO., LTD.**

No. 27, Chung Shan 5th Road, Ta-Ya, Taichung City 428, Taiwan


TEL: 886-4-2566 5231 • 2566 5237

FAX: 886-4-2566 2049

E-mail: farman55@ms41.hinet.net

Website: www.farman.com.tw

171-2009.11 05-S/E 監製廣告 886-4-23227907



## DIAMOND / CBN WHEEL TRUING AND DRESSING MACHINE



Ease and efficiency in truing and dressing flats, angles, and radii on diamond and CBN single wheels and multiple-wheel packs.



Simple to operate, highly accurate and cost effective.

**FARMAN MACHINERY IND. CO., LTD.**



# FC-250EX

## DIAMOND / CBN WHEEL TRUING AND DRESSING MACHINE



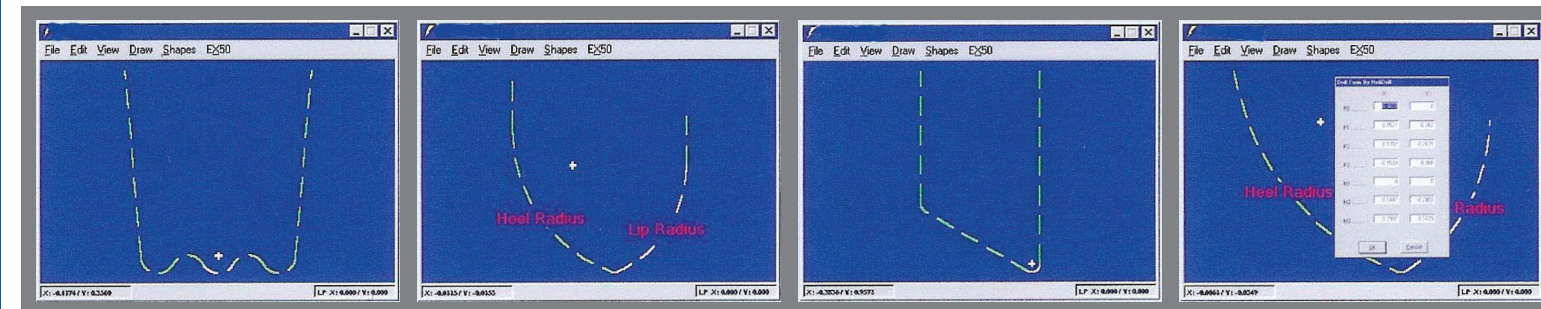
### Heavy-Duty Machine Construction

- One piece cast iron base provides extra rigidity and minimizes vibration.
- Precision linear slides with ball screws.
- One-shot lubrication to all moving parts.
- Independently variable-speed spindles for precision tuning of the truing process.
- 17" Flat screen monitor.
- Dressing unit pivots on (2) pairs of precision angular contact bearings.

The FC-250EX comes standard with an **HSK50 spindle**. Most other types of spindles can also be supplied as standard equipment.

- Control panel with touch screen.
- Auto-Infeed is equipped with servo-motor; the total infeed and infeed speed, one infeed with one or several oscillations can be preset.
- Auto-Swivelling is equipped with servo-motor; the total infeed and infeed speed, each infeed with both end swivelling can be preset.

## ExVision Standard Applications



The FC-250EX Diamond/CBN wheel truing and dressing machine can be equipped with **ExVision**-a computer-driven vision system with a software program specifically designed for the FC-250EX and its various applications. **ExVision** is user-friendly, and contains easy-to-use menus for selecting standard as well as user-customized wheel shapes. Included are menus for drawing lines, arcs and basic, as well as complex forms. This system is easy for everyone to use, including those not familiar with CAD functions.

**ExVision** allows operators to create unique wheel forms to their specifications, and save them within the program for future use.

The customized video software platform makes high-tolerance truing and dressing easier than ever before! In addition to the auto-zoom capabilities,

this system allows magnification levels from 15x to 60x as standard; and, an optional high magnification system that allows from 30x to 120x - giving the benefit of true continuous in-process optical inspection while you work.

With **ExVision**, truing a standard or unique wheel shape is as easy as selecting from a menu, entering the given parameters, and truing to the line on the screen-it's just that simple! You can also import drawings from CAD right into **ExVision** and start truing to a print.

In addition to standard drill forms, **ExVision** also works with flute form calculation software. Just input the values from a report and **ExVision** will automatically produce the form on the screen-just as easy as truing a drill form.